




## Lancashire Invasion Games Progression Key Stage 2

During Key Stage 2 pupils should continue to apply and develop a broader range of skills to apply in invasion game activities. Pupils should play modified competitive invasion games and be able to think about how to use skills, strategies and tactics to outwit the opposition by applying basic principles of attacking and defending. The core tasks for each year group are designed to match the physical, mental and emotional maturity of the majority of pupils in an age group and provide a link with expectations in terms of skills, applying the skills and evaluating their own and others performances.

Year 3	Year 4	Year 5	Year 6
<p>The aim of this unit of work is aimed at continuing to develop pupils throwing and catching skills and their skills in finding space to keep the ball. They learn to develop simple attacking skills in a 3V1 invasion game.</p>	<p>The aim of this unit is to develop a broader range of skills using a range of equipment.. The children will learn simple attacking tactics with uneven sides i.e. 4V2</p>	<p>The aim of this unit is to learn how to work well as a team when attacking, and explore a range of ways to defend through modified mini-versions of invasion games., i.e. 5V3, 5V4</p>	<p>In this unit the pupils start to play even-sided mini-versions of invasion games In invasion games, they enter their opponent's territory with the 'ball' and try to get into good positions for shooting or reaching the 'goal'</p>
<p>The 'Three touch ball' core task involves children trying to score as many goals as possible by passing a ball at least three times before throwing it into a hoop.</p> <p>The core task is played in an area with two/three goals (hoops) at one end. The pupils work in groups of four, with three attackers and one defender. (3V1)</p> <p>They are given a <b>choice</b> of balls to play with and <b>select one</b> that they can <b>all</b> send and receive well</p> 	<p>The 'On the attack' core task involves children trying to score goals using throwing and catching, kicking or striking techniques. Working in groups of five/six, the children create a playing area with two goals at one end and three at the other. Play 4V2 or 3V2</p> <p>Once a shot has been taken, the attackers return to the back line and play starts again. The aim is to score as many goals as possible.</p> 	<p>The aim of the game is to beat the opposition by scoring more goals. Play the game 5V3 and then 5V4. Position a hoop or goal at one end of the pitch. Use netball, football, hockey or rugby equipment.</p> <p>The team with five players attacks the hoop/goal and the team with fewer players try to pass the ball over the restart line. After each goal or whenever the ball goes out of play, the larger team starts with a free pass from the restart line.</p> 	<p>The aim of the game is to beat the opposition by scoring more goals. Play the game 4V4 at first without goalkeepers and then 5V5.</p> <p>Position one goal/hoop at either end of the pitch. Players are not allowed to mark an opponent player or intercept the ball in the middle third. Use netball, football, hockey or rugby equipment.</p> 